



QCC SOUTHBRIDGE

\$20,772,130 State Appropriation

7th Highest State Appropriation among Community Colleges

4th Highest Enrollment among Community Colleges*

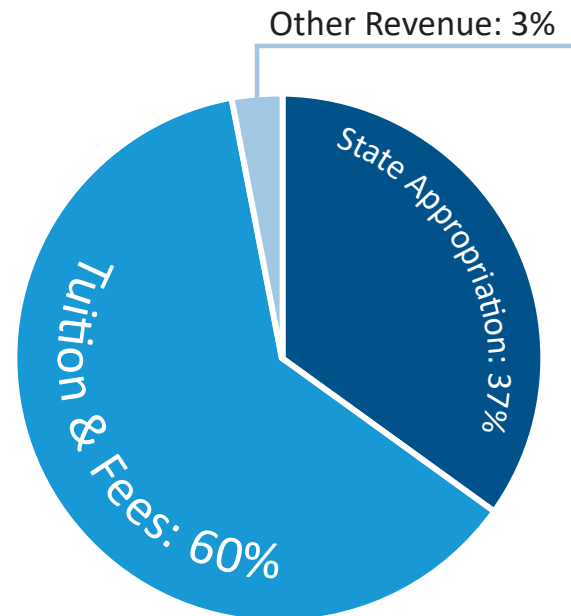
1,333 Students residing in South County

322 Minority students residing in South County

\$7,150 Cost to attend

\$7,719 Cost of Instruction Per Student

FUNDING SOURCES



FINANCIAL AID

70% of QCC students from South County receive financial aid such as: Federal and State loans, private loans, grants, and scholarship funds

243 of those South County residents who receive financial aid are receiving college-funded grants and scholarships

83% of first-time, full-time, degree/certificate-seeking students received financial assistance

\$1,802,963 total dollar amount in college-funded grants and scholarships awarded to all QCC students

QCC ALUMNI

32,118 Living alumni

5,061 Alumni living in South County

22,872 Living alumni residing in Massachusetts

FOOD INSECURITY (HUNGER)**

18.5% of Southbridge residents live below the poverty level***

11% of students are homeless.

54% of students are in an insecure housing situation.

49% of students have low or very low food security and go hungry on a regular basis.

7.0% experienced all three forms of basic needs insecurity (housing, hunger, & homelessness).

66% of students at Quinsigamond Community College experienced at least one of these basic needs insecurity in the past year.

\$ Amount

\$12,000

Full Degree



\$6,000

One Year



\$3,000

One Semester



By supporting QCC, you are making one of the smartest investments possible for the Central MA economy.

The need is great at QCC, as demonstrated by the amount of students who receive a Pell Grant. A Pell Grant is awarded only to undergraduate students who display exceptional financial need.

43% of students receive a Pell Grant*

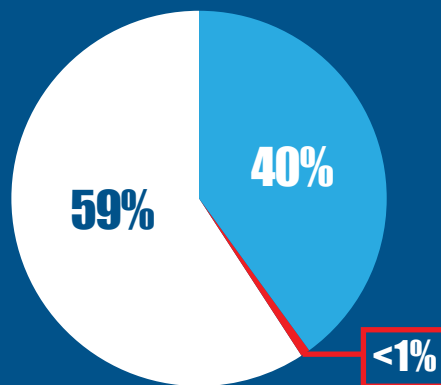
48% of full-time, first-time students receive a Pell Grant*

Community Colleges educate 40% of all students yet receive only 0.8% of philanthropic giving[§]

HIGH SCHOOL PARTNERSHIPS

- Auburn High School
- Bartlett High School
- Bay Path Regional Vocational High School
- Douglas High School
- Oxford High School
- Shepard Hill Regional High School
- Southbridge High School
- Tantasqua Regional High School
- Webster-Bartlett High School

ENROLLMENT[¥]



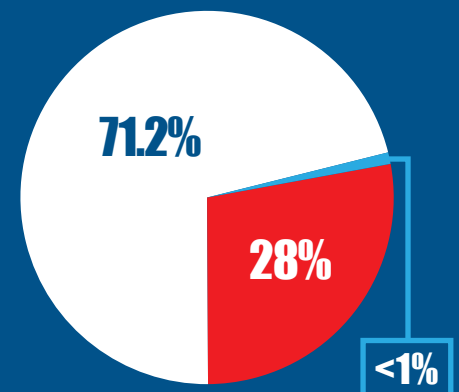
Ivy League / Top 20

Community Colleges

All Other Colleges

18 million undergraduates
7.2 million attend
 Community College
72,000 students attend Ivy
 League schools

CHARITY RECEIVED[§]



\$58.9 billion given in charity
 to higher education
28% given to only 20 institutions
0.8% given to community
 colleges

* Source: <https://nces.ed.gov/ipeds/datacenter/InstitutionProfile.aspx?unitid=acb1b2b0aef>

** Source: A Report Prepared by the Wisconsin HOPE Lab April 30, 2018

*** Source: U.S. Census Bureau 2013-2017, American Community Survey 5-Year Estimates.

§ Source: www.huffingtonpost.com/felix-matos-rodriguez/46432-vs-372-community-co_b_3346305.html
givingusa.org/tag/giving-usa-2018/
www.marketwatch.com/story/these-20-schools-received-nearly-30-of-all-the-money-donated-to-colleges-last-year-2018-02-06

¥ Source: The Biggest Misconception of Today's College Students, New York Times Op Ed Piece by Gail O. Mellow