



## QCC SOUTHBRIDGE

**\$23,473,945** State Appropriation

**7th** Highest State Appropriation among Community Colleges

**2nd** Highest Enrollment among Community Colleges<sup>1</sup>

**1,258** Students residing in South County

**364** Minority students residing in South County

**\$6,870** Cost to attend<sup>6</sup>

**\$7,719** Cost of Instruction Per Student

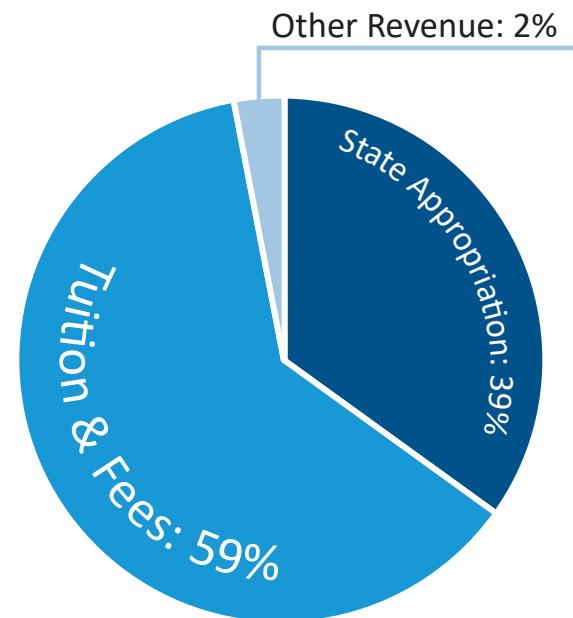
## QCC ALUMNI

**33,921** Living alumni

**5,443** Alumni living in South County

**24,366** Living alumni residing in Massachusetts

## FUNDING SOURCES



## FINANCIAL AID

**72%** of QCC students from South County receive financial aid such as: Federal and State loans, private loans, grants, and scholarship funds

**206** of those South County residents who receive financial aid are receiving college-funded grants and scholarships

**85%** of first-time, full-time, degree/certificate-seeking students received financial assistance

**\$2,354,397** total dollar amount in college-funded grants and scholarships awarded to all QCC students

## FOOD INSECURITY (HUNGER)<sup>2</sup>

**18.5%** of Southbridge residents live below the poverty level<sup>3</sup>

**11%** of students are homeless.

**54%** of students are in an insecure housing situation.

**49%** of students have low or very low food security and go hungry on a regular basis.

**7.0%** experienced all three forms of basic needs insecurity (housing, hunger, & homelessness).

**66%** of students at Quinsigamond Community College experienced at least one of these basic needs insecurity in the past year.

### \$ Amount

\$12,000

### Student Tuition & Fees

Full Degree



\$6,000

One Year



\$3,000

One Semester



**By supporting QCC, you are making one of the smartest investments possible for the Central MA economy.**

**The need is great at QCC, as demonstrated by the amount of students who receive a Pell Grant. A Pell Grant is awarded only to undergraduate students who display exceptional financial need.**

**45%** of students receive a Pell Grant<sup>1</sup>

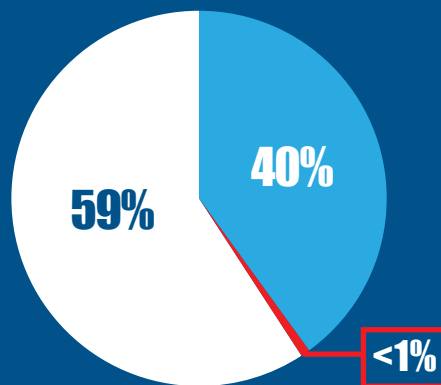
**55%** of full-time, first-time students receive a Pell Grant<sup>1</sup>

**Community Colleges educate 40% of all students yet receive only 0.8% of philanthropic giving<sup>4</sup>**

## HIGH SCHOOL PARTNERSHIPS

- Auburn High School
- Bartlett High School
- Bay Path Regional Vocational High School
- Douglas High School
- Oxford High School
- Shepard Hill Regional High School
- Southbridge High School
- Tantasqua Regional High School
- Webster-Bartlett High School

### ENROLLMENT<sup>5</sup>



Ivy League / Top 20

Community Colleges

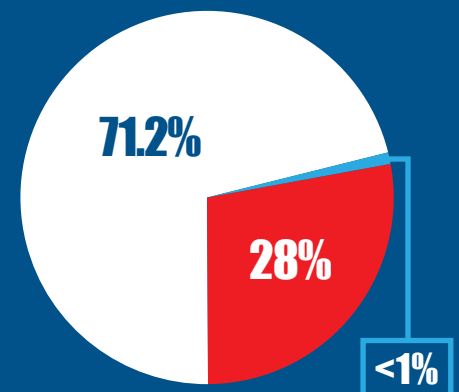
All Other Colleges

**18 million** undergraduates

**7.2 million** attend Community College

**72,000** students attend Ivy League schools

### CHARITY RECEIVED<sup>4</sup>



**\$58.9 billion** given in charity to higher education

**28%** given to only 20 institutions

**0.8%** given to community colleges

<sup>1</sup> Source: <https://nces.ed.gov/ipeds/datacenter/InstitutionProfile.aspx?unitid=acb1b2b0aef>

<sup>2</sup> Source: A Report Prepared by the Wisconsin HOPE Lab April 30, 2018

<sup>3</sup> Source: U.S. Census Bureau 2013-2017, American Community Survey 5-Year Estimates.

<sup>4</sup> Source: [www.huffingtonpost.com/felix-matos-rodriguez/46432-vs-372-community-co\\_b\\_3346305.html](http://www.huffingtonpost.com/felix-matos-rodriguez/46432-vs-372-community-co_b_3346305.html)  
[givingusa.org/tag/giving-usa-2018/](http://givingusa.org/tag/giving-usa-2018/)  
[www.marketwatch.com/story/these-20-schools-received-nearly-30-of-all-the-money-donated-to-colleges-last-year-2018-02-06](http://www.marketwatch.com/story/these-20-schools-received-nearly-30-of-all-the-money-donated-to-colleges-last-year-2018-02-06)

<sup>5</sup> Source: The Biggest Misconception of Today's College Students, New York Times Op Ed Piece by Gail O. Mellow