



QCC QUICK FACTS

\$20,772,130 State Appropriation

7th Highest State Appropriation among Community Colleges

4th Highest Enrollment among Community Colleges*

7,368 Students - All Locations*

3,242 Minority students - All Locations*

\$7,150 Cost to attend

\$7,719 Cost of Instruction Per Student

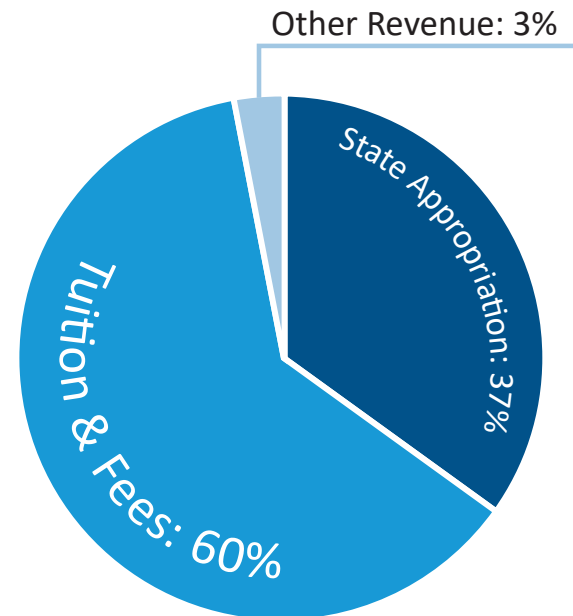
QCC ALUMNI

32,118 Living alumni

6,857 Living alumni residing in the City of Worcester

22,872 Living alumni residing in Massachusetts

FUNDING SOURCES



FINANCIAL AID

59% of QCC students receive financial aid such as: Federal and State loans, private loans, grants and scholarship funds*

734 of Worcester residents who receive financial aid are receiving college-funded grants and scholarships

83% of first-time, full-time, degree/certificate-seeking students received financial assistance

\$791,112 total dollars in college-funded grants & scholarships to city of Worcester residents

\$1,802,963 total dollar amount in college-funded grants and scholarships awarded to all QCC students

FOOD INSECURITY (HUNGER)**

11% of students are homeless.

54% of students are in an insecure housing situation.

49% of students have low or very low food security and go hungry on a regular basis.

7.0% experienced all three forms of basic needs insecurity (housing, hunger, & homelessness).

66% of students at Quinsigamond Community College experienced at least one of these basic needs insecurity in the past year.

\$ Amount

\$12,000

Full Degree



\$6,000

One Year



\$3,000

One Semester



Student Tuition & Fees

By supporting QCC, you are making one of the smartest investments possible for the Central MA economy.

The need is great at QCC, as demonstrated by the amount of students who receive a Pell Grant. A Pell Grant is awarded only to undergraduate students who display exceptional financial need.

43% of students receive a Pell Grant*

48% of full-time, first-time students receive a Pell Grant*

Community Colleges educate 40% of all students yet receive only 0.8% of philanthropic giving***

TODAY'S STUDENT[§]

62% can afford to go full-time

38% can afford to go part-time

50% or more live at home to save money

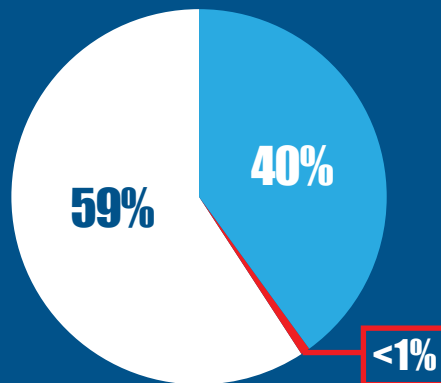
40% work at least 30 hours/week while attending classes

25% work full-time and attend full-time

25% are older than 25

25% are single parents

ENROLLMENT[§]



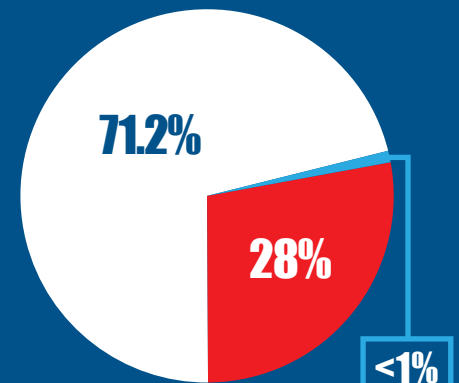
Ivy League / Top 20 Community Colleges All Other Colleges

18 million undergraduates

7.2 million attend Community College

72,000 students attend Ivy League schools

CHARITY RECEIVED^{***}



\$58.9 billion given in charity to higher education

28% given to only 20 institutions

0.8% given to community colleges

* Source: <https://nces.ed.gov/ipeds/datacenter/InstitutionProfile.aspx?unitid=acb1b2b0aef>

** Source: A Report Prepared by the Wisconsin HOPE Lab April 30, 2018

*** Source: www.huffingtonpost.com/felix-matos-rodriguez/46432-vs-372-community-co_b_3346305.html
givingusa.org/tag/giving-usa-2018/
www.marketwatch.com/story/these-20-schools-received-nearly-30-of-all-the-money-donated-to-colleges-last-year-2018-02-06

§ Source: The Biggest Misconception of Today's College Students, New York Times Op Ed Piece by Gail O. Mellow