



## QCC QUICK FACTS

**\$23,473,945** State Appropriation

**7th** Highest State Appropriation among Community Colleges

**2nd** Highest Enrollment among Community Colleges<sup>1</sup>

**7,263** Students - All Locations<sup>1</sup>

**3,341** Minority students - All Locations<sup>1</sup>

**\$6,870** Cost to attend<sup>5</sup>

**\$7,719** Cost of Instruction Per Student

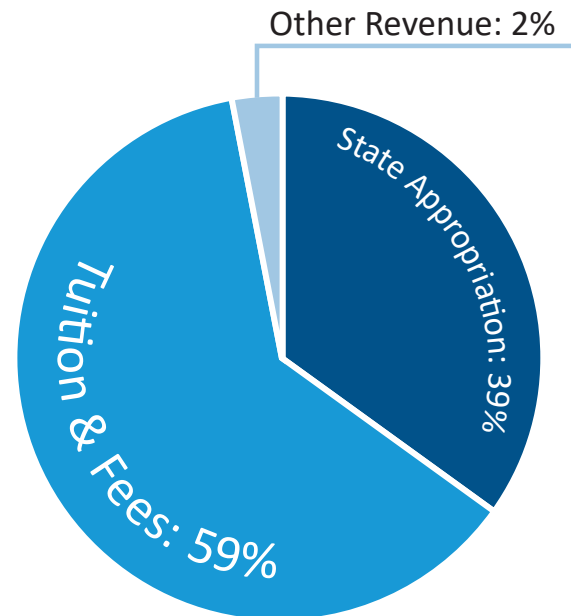
## QCC ALUMNI

**33,921** Living alumni

**7,460** Living alumni residing in the City of Worcester

**24,366** Living alumni residing in Massachusetts

## FUNDING SOURCES



## FINANCIAL AID

**62%** of QCC students receive financial aid such as: Federal and State loans, private loans, grants and scholarship funds<sup>1</sup>

**932** of Worcester residents who receive financial aid are receiving college-funded grants and scholarships

**85%** of first-time, full-time, degree/certificate-seeking students received financial assistance

**\$1,107,029** total dollars in college-funded grants & scholarships to city of Worcester residents

**\$2,354,397** total dollar amount in college-funded grants and scholarships awarded to all QCC students

## FOOD INSECURITY (HUNGER)<sup>2</sup>

**11%** of students are homeless.

**54%** of students are in an insecure housing situation.

**49%** of students have low or very low food security and go hungry on a regular basis.

**7.0%** experienced all three forms of basic needs insecurity (housing, hunger, & homelessness).

**66%** of students at Quinsigamond Community College experienced at least one of these basic needs insecurity in the past year.

### \$ Amount

\$12,000

Full Degree



\$6,000

One Year



\$3,000

One Semester



### Student Tuition & Fees

By supporting QCC, you are making one of the smartest investments possible for the Central MA economy.

The need is great at QCC, as demonstrated by the amount of students who receive a Pell Grant. A Pell Grant is awarded only to undergraduate students who display exceptional financial need.

**45%** of students receive a Pell Grant<sup>1</sup>

**55%** of full-time, first-time students receive a Pell Grant<sup>1</sup>

Community Colleges educate 40% of all students yet receive only 0.8% of philanthropic giving<sup>3</sup>

## TODAY'S STUDENT<sup>4</sup>

**62%** can afford to go full-time

**38%** can afford to go part-time

**50%** or more live at home to save money

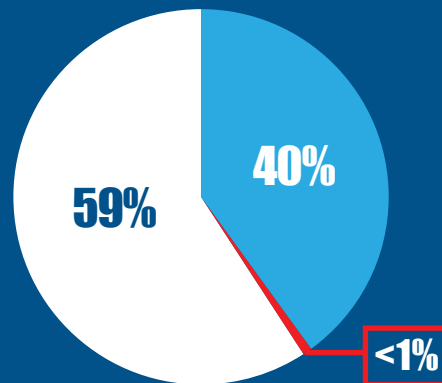
**40%** work at least 30 hours/week while attending classes

**25%** work full-time and attend full-time

**25%** are older than 25

**25%** are single parents

### ENROLLMENT<sup>4</sup>



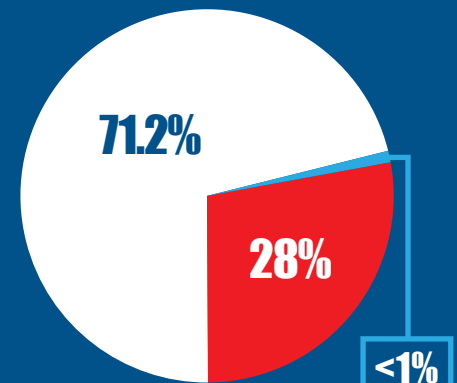
Ivy League / Top 20    Community Colleges    All Other Colleges

**18 million** undergraduates

**7.2 million** attend Community College

**72,000** students attend Ivy League schools

### CHARITY RECEIVED<sup>3</sup>



**\$58.9 billion** given in charity to higher education

**28%** given to only 20 institutions

**0.8%** given to community colleges

<sup>1</sup> Source: <https://nces.ed.gov/ipeds/datacenter/InstitutionProfile.aspx?unitid=acb1b2b0aeaf>

<sup>2</sup> Source: A Report Prepared by the Wisconsin HOPE Lab April 30, 2018

<sup>3</sup> Source: [www.huffingtonpost.com/felix-matos-rodriguez/46432-vs-372-community-co\\_b\\_3346305.html](http://www.huffingtonpost.com/felix-matos-rodriguez/46432-vs-372-community-co_b_3346305.html)  
[givingusa.org/tag/giving-usa-2018/](http://givingusa.org/tag/giving-usa-2018/)  
[www.marketwatch.com/story/these-20-schools-received-nearly-30-of-all-the-money-donated-to-colleges-last-year-2018-02-06](http://www.marketwatch.com/story/these-20-schools-received-nearly-30-of-all-the-money-donated-to-colleges-last-year-2018-02-06)

<sup>4</sup> Source: The Biggest Misconception of Today's College Students, New York Times Op Ed Piece by Gail O. Mellow

<sup>5</sup> <https://www.mass.edu/datacenter/tuition/appendixtuitionfeesweight7.asp>