



QCC AT BLACKSTONE VALLEY

\$20,772,130 State Appropriation

7th Highest State Appropriation among Community Colleges

4th Highest Enrollment among Community Colleges*

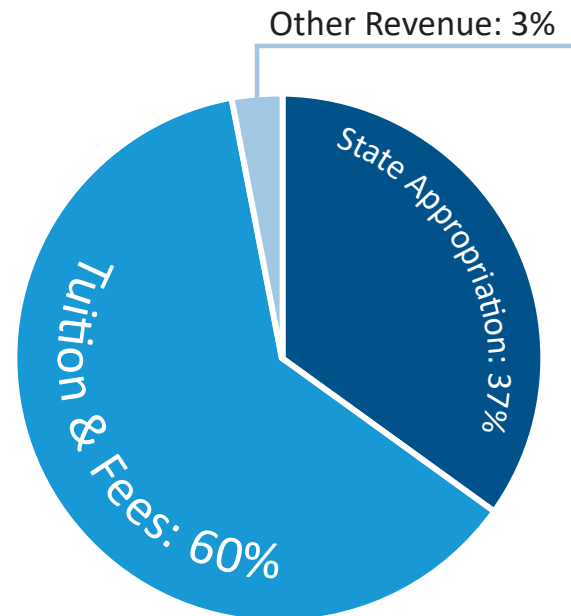
706 Students residing in Blackstone Valley

150 Minority students residing in Blackstone Valley

\$7,150 Cost to attend

\$7,719 Cost of Instruction Per Student

FUNDING SOURCES



FINANCIAL AID

58% of QCC students from Blackstone Valley receive financial aid such as: Federal and State loans, private loans, grants, and scholarship funds

116 of those Blackstone Valley residents who receive financial aid are receiving college-funded grants and scholarships

83% of first-time, full-time, degree/certificate-seeking students received financial assistance

\$1,802,963 total dollar amount in college-funded grants and scholarships awarded to all QCC students

QCC ALUMNI

32,118 Living alumni

2,663 Living alumni residing in Blackstone Valley

22,872 Living alumni residing in Massachusetts

FOOD INSECURITY (HUNGER)**

11% of students are homeless.

54% of students are in an insecure housing situation.

49% of students have low or very low food security and go hungry on a regular basis.

7.0% experienced all three forms of basic needs insecurity (housing, hunger, & homelessness).

66% of students at Quinsigamond Community College experienced at least one of these basic needs insecurity in the past year.

\$ Amount

\$12,000

Full Degree



\$6,000

One Year



\$3,000

One Semester



Student Tuition & Fees

By supporting QCC, you are making one of the smartest investments possible for the Central MA economy.

The need is great at QCC, as demonstrated by the amount of students who receive a Pell Grant. A Pell Grant is awarded only to undergraduate students who display exceptional financial need.

43% of students receive a Pell Grant*

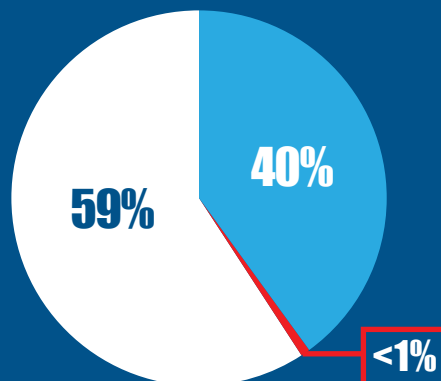
48% of full-time, first-time students receive a Pell Grant*

Community Colleges educate 40% of all students yet receive only 0.8% of philanthropic giving***

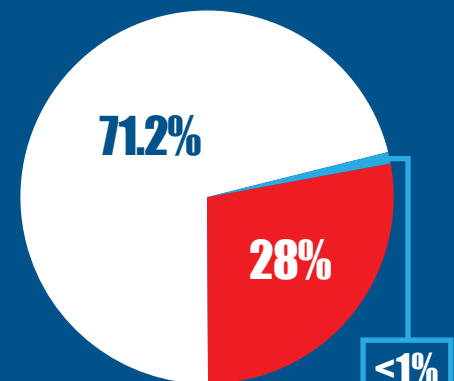
HIGH SCHOOL PARTNERSHIPS

- Blackstone Valley Regional Technical High School
- Grafton High School
- Millbury High School
- Sutton High School
- Uxbridge School District

ENROLLMENT[§]



CHARITY RECEIVED^{***}



Ivy League / Top 20 Community Colleges All Other Colleges

TODAY'S STUDENT[§]

62% can afford to go full-time

40% work at least 30 hours/week while attending classes

18 million undergraduates

7.2 million attend Community College

72,000 students attend Ivy League schools

\$58.9 billion given in charity to higher education

28% given to only 20 institutions

0.8% given to community colleges

* Source: <https://nces.ed.gov/ipeds/datacenter/InstitutionProfile.aspx?unitid=acb1b2b0aeaf>
 ** Source: A Report Prepared by the Wisconsin HOPE Lab April 30, 2018
 *** Source: www.huffingtonpost.com/felix-matos-rodriguez/46432-vs-372-community-co_b_3346305.html
givingusa.org/tag/giving-usa-2018/
www.marketwatch.com/story/these-20-schools-received-nearly-30-of-all-the-money-donated-to-colleges-last-year-2018-02-06

§ Source: The Biggest Misconception of Today's College Students, New York Times Op Ed Piece by Gail O. Mellow