



QCC AT ASSABET

\$23,473,945 State Appropriation

7th Highest State Appropriation among Community Colleges

2nd Highest Enrollment among Community Colleges¹

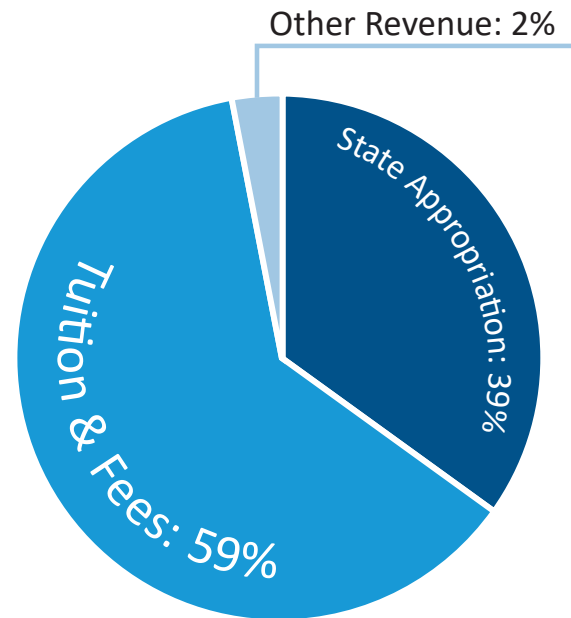
681 Students residing in Assabet Valley

250 Minority students residing in Assabet Valley

\$6,870 Cost to attend

\$7,719 Cost of Instruction Per Student

FUNDING SOURCES



FINANCIAL AID

61% of QCC students from Assabet Valley receive financial aid such as: Federal and State loans, private loans, grants, and scholarship funds

186 of those Assabet Valley residents who receive financial aid are receiving college-funded grants and scholarships

85% of first-time, full-time, degree/certificate-seeking students received financial assistance

\$2,354,397 total dollar amount in college-funded grants and scholarships awarded to all QCC students

QCC ALUMNI

473 Alumni living in Marlborough

1,921 Alumni living in Marlborough and surrounding towns

24,366 Living alumni residing in Massachusetts

FOOD INSECURITY (HUNGER)²

11% of students are homeless.

54% of students are in an insecure housing situation.

49% of students have low or very low food security and go hungry on a regular basis.

7.0% experienced all three forms of basic needs insecurity (housing, hunger, & homelessness).

66% of students at Quinsigamond Community College experienced at least one of these basic needs insecurity in the past year.

\$ Amount

Student Tuition & Fees

\$12,000

Full Degree



\$6,000

One Year



\$3,000

One Semester



By supporting QCC, you are making one of the smartest investments possible for the Central MA economy.

The need is great at QCC, as demonstrated by the amount of students who receive a Pell Grant. A Pell Grant is awarded only to undergraduate students who display exceptional financial need.

45% of students receive a Pell Grant¹

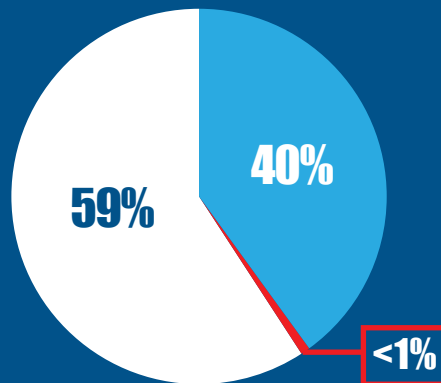
55% of full-time, first-time students receive a Pell Grant¹

Community Colleges educate 40% of all students yet receive only 0.8% of philanthropic giving³

HIGH SCHOOL PARTNERSHIPS

- Advanced Math and Science Academy
- Assabet Regional Technical High School
- Clinton High School
- Hudson High School
- Marlborough High School
- Nashoba Regional High School
- Tahanto Regional High School

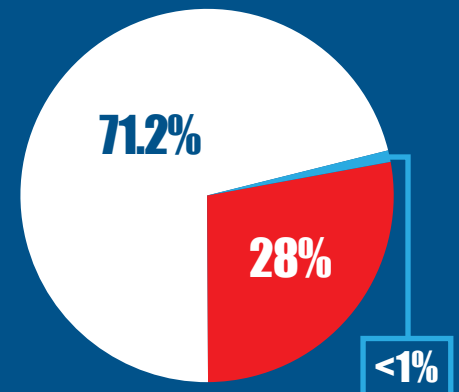
ENROLLMENT⁴



Ivy League / Top 20 Community Colleges All Other Colleges

18 million undergraduates
7.2 million attend Community College
72,000 students attend Ivy League schools

CHARITY RECEIVED³



\$58.9 billion given in charity to higher education
28% given to only 20 institutions
0.8% given to community colleges

¹ Source: <https://nces.ed.gov/ipeds/datacenter/InstitutionProfile.aspx?unitid=acb1b2b0eaf>

² Source: A Report Prepared by the Wisconsin HOPE Lab April 30, 2018

³ Source: www.huffingtonpost.com/felix-matos-rodriguez/46432-vs-372-community-co_b_3346305.html

givingusa.org/tag/giving-usa-2018/
www.marketwatch.com/story/these-20-schools-received-nearly-30-of-all-the-money-donated-to-colleges-last-year-2018-02-06

⁴ Source: The Biggest Misconception of Today's College Students, New York Times Op Ed Piece by Gail O. Mellow