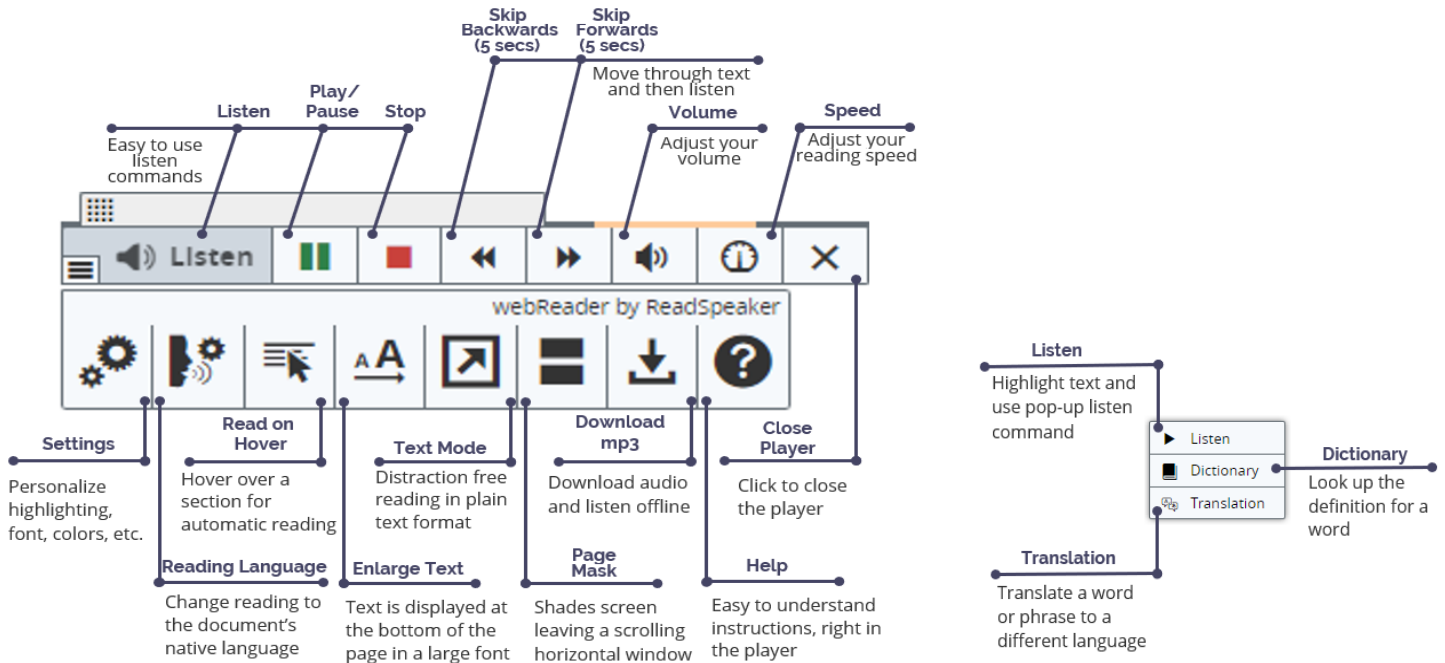


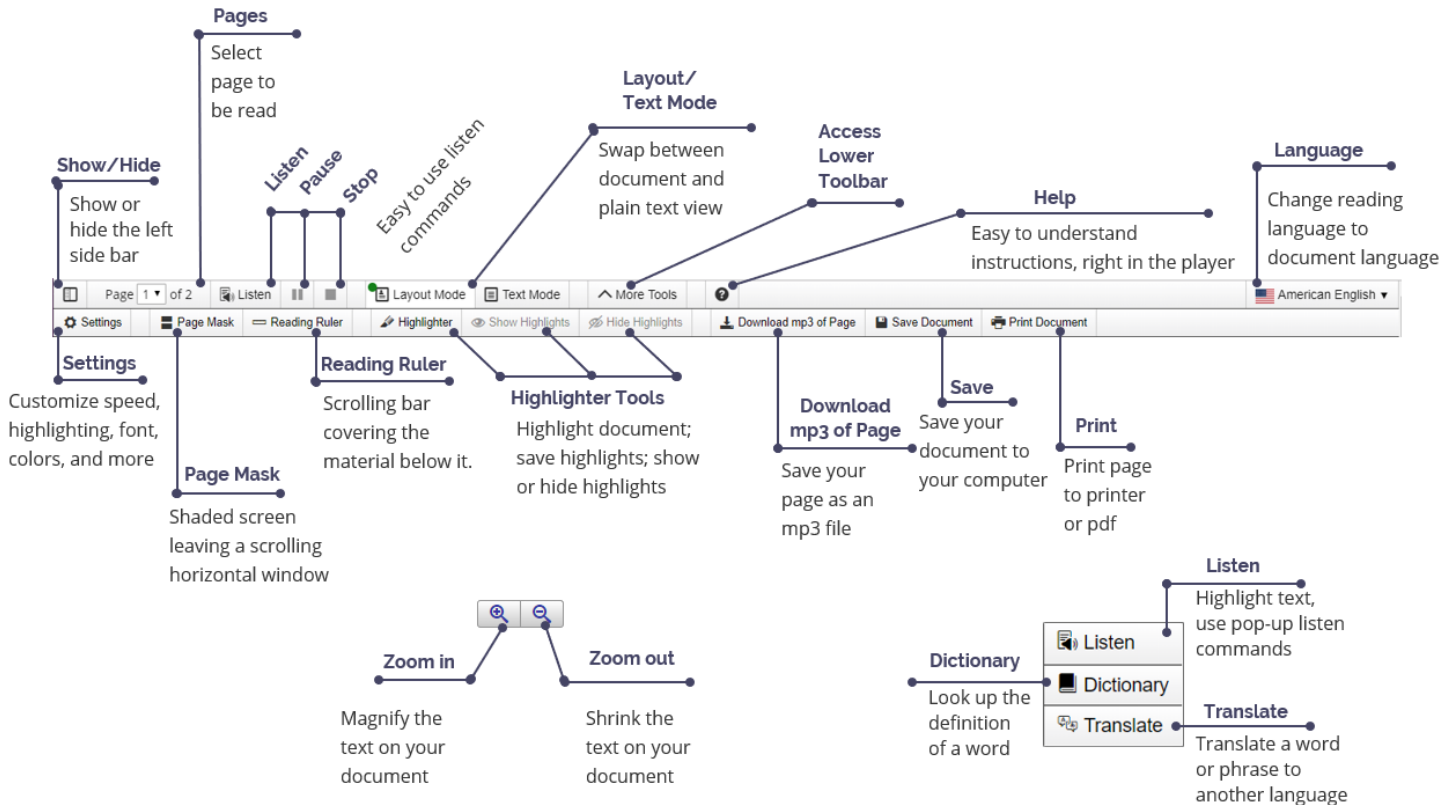
## ReadSpeaker webReader



## Highlights of ReadSpeaker webReader

- Easy to use listen commands make bimodal learning a great option.
- Move through your text at 5-second increments (forwards or backwards.)
- Adjust the volume, reading speed, and the settings to your preferences. This will need to be done on each device.
- Read on Hover allows you to move your cursor down the page, highlighting paragraphs to be read aloud.
- The Enlarge Text tool shows the magnified text at the bottom of the page for those with lower vision or who are distracted readers.
- For the distracted reader, Text Mode, which is plain text, or the Page Mask will be good options.
- Don't know a word? Translate it to a different language with the Translation tool or look it up in the Dictionary. Remember to drop suffixes if the word cannot be found in the dictionary.
- Download the audio for offline listening.



















## docReader



## Highlights of docReader

- docReader is used for reading many office and pdf files.
- Distracted readers will find the Page Mask tool and the Reading Ruler tool to be especially beneficial.
- If you need to remove the decorative pictures, swap to Text Mode.
- Hide the left sidebar of docReader when viewing on a small screen.
- You can also zoom-in or zoom-out on the document.
- Customize your settings to you. You will need to make the adjustments on each device.
- You can save the document to your computer.
- Make studying easier by highlighting your documents with colors or borders, and then save the highlights.
- Turn pages automatically (Settings) so that you don't have to select the next page.
- Don't know a word? Look it up in an online dictionary or translate it to another language.

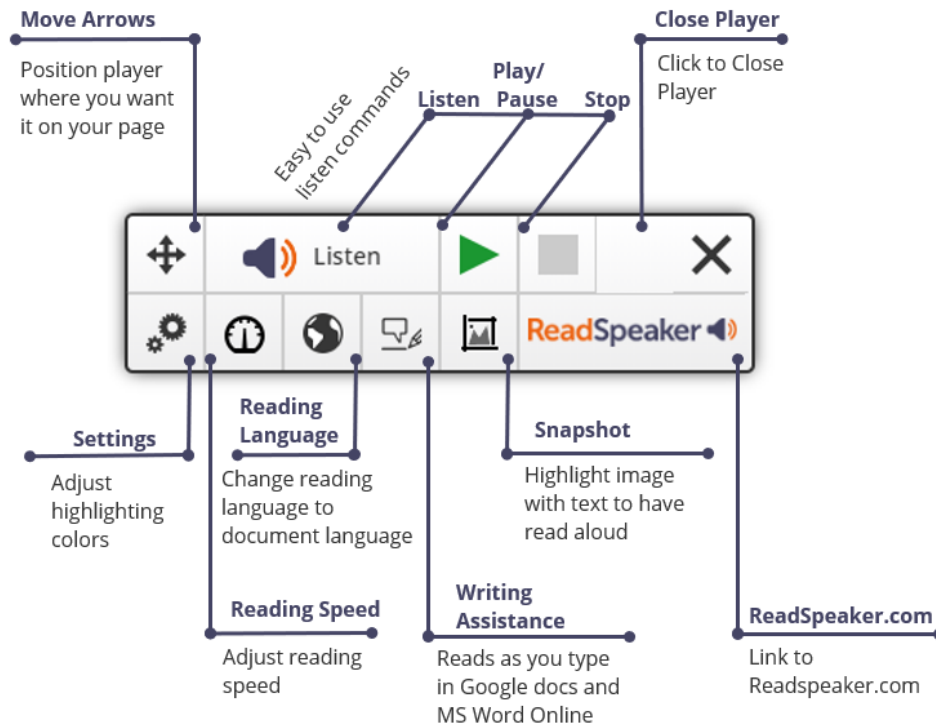
## ReadSpeaker TextAid

	←	Collapse or expand menu
 Listen	←	Listen to composed text, pasted text, or library
 Stop	←	Stop the player
 New text	←	Open a new document to paste in or to type text
 Library	←	Upload documents into the library for current or future use
 Save	←	Save text to the library
 Download as mp3	←	Download the audio file for listening off line
 Tools	←	The page mask, reading ruler, and talking calculator are accessibility tools.
 Annotations	←	Mark up and save or print your annotated document
 Highlighter	←	Mark up and collect highlights to summarize your document
 Writing assistance	←	Listen to letters, words, or sentences while you type
 Translation	←	Translate complete text document to a different language
 Image to text	←	Convert images to text (Great for "picture notes")
 Web reading	←	Read the web from an internet browser
 Voice settings	←	Adjust the voice speed and language
 Text settings	←	Adjust text font, size, color and more
 Highlighting settings	←	Change highlighter colors
 Document reading	←	Change reading selection settings

## Highlights of ReadSpeaker TextAid

- Use the bookmarklet or browser extension (selected browsers) for reading webpages.
- Do research, mark up the document with the citation, and summarize your highlights.
- Proof listen to your paper before going to tutoring.
- Convert your notes from your cell phone pictures into editable text.
- Can't type? Use the dictation tool to get your words on paper.

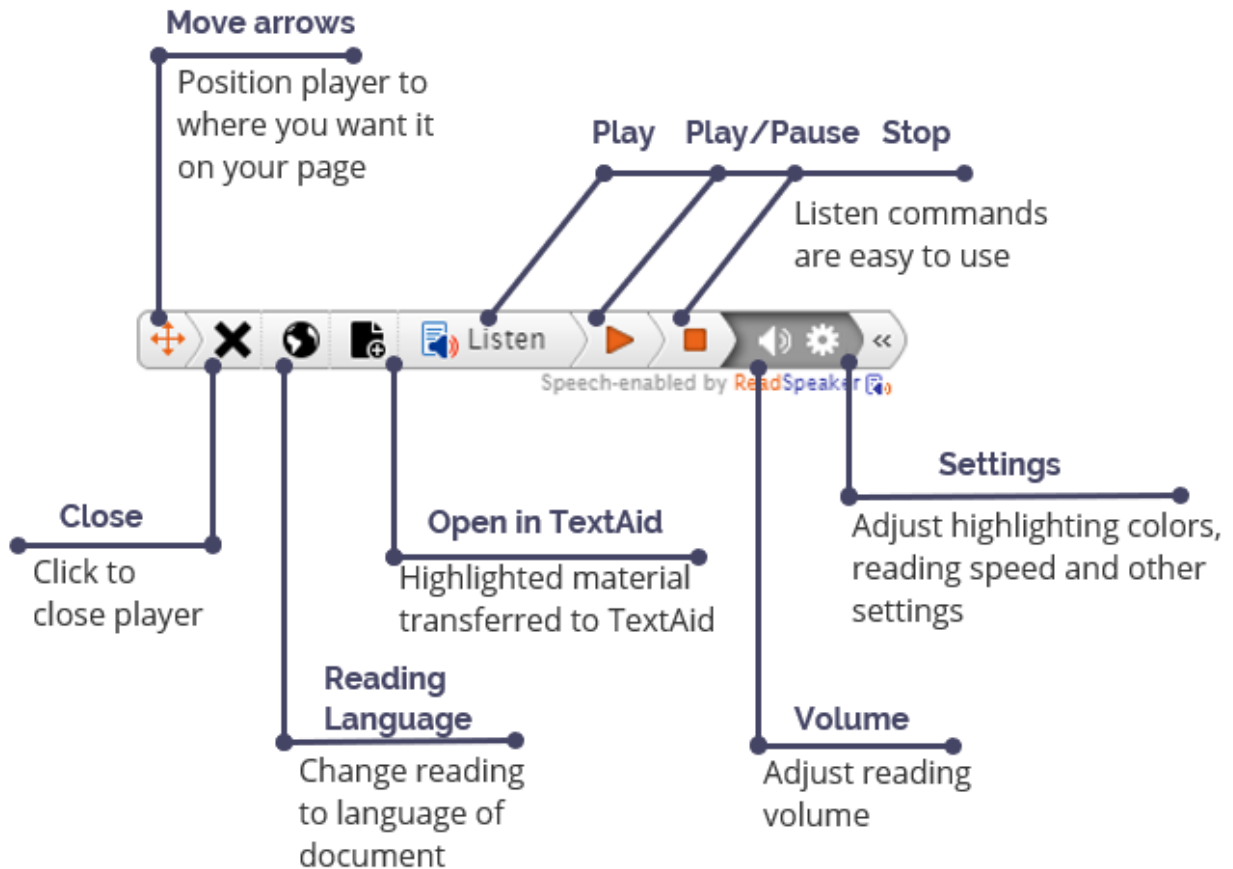
## ReadSpeaker TextAid Extension



## Highlights of the ReadSpeaker TextAid Extension

- Read any webpage using the extension.
- Adjust the word and sentence color highlighting to your preferences.
- Adjust the reading speed – Going into an occupation where information comes at you fast? Max out the reading speed to learn how to listen at the faster pace.
- Change the language to the language of your document. (Available if you have purchased additional languages.)
- Hear your words and sentences read to you while typing in Google docs and MS Word online. This helps you to catch typos, left out words, clumsy sentences, etc.
- Highlight an image that has verbiage on it and hear the verbiage read aloud using the Snapshot tool.
- Available for Chrome, Firefox, Edge and Opera.

## ReadSpeaker TextAid Bookmarklet



## Highlights of the ReadSpeaker TextAid Bookmarklet

- Read any webpage using the Bookmarklet.
- Adjust the word and sentence color highlighting to your preferences.
- Adjust the reading speed – Going into an occupation where information comes at you fast? Max out the reading speed to learn how to listen at the faster pace.
- Change the language to the language of your document. (Available if you have purchased additional languages.)
- Highlight material on the web and click Open in TextAid. The information is then transferred to TextAid. Great for helping you with your research.
- Available for all browsers.